

MODA

A versatile recessed lighting solution available in three-, four-, and six-inch sizes, featuring customizable finishes, trims, lenses, and reflectors, with options for standard, sloped ceiling, and trimless installations, all with multi-voltage compatibility. Perfect for commercial or residential spaces.

RC04-CC



LIGHT ENGINE

Includes an LED module, a heatsink for efficient cooling, a lens holder for light distribution, and a rotating dial at the top to select the color temperature.

REFLECTOR

Sits inside the trim, with options for sloped or regular ceiling positioning. Available in four finishes: Alzak, black, gold, and white.



DRIVER

Converts mains voltage (120V/277V/347V) to the appropriate current for the LEDs, featuring multiple dimming capabilities, including Triac and 0-10V dimming, for added flexibility..


LENS

Sits below the light engine and shapes the light to create the desired beam angle. Available in 20°, 35°, and 60° angles.

TRIM

The visible part framing the light opening. Flanged trim has a visible edge (available in black, gold, and white), while trimless blends seamlessly with the ceiling.

NEW



COLOR TEMPERATURE



MULTI-WATTAGE



WET



LOW-GLARE



UNIVERSAL DRIVER



CUSTOMIZE



IC RATED



T24 JAB8 CERTIFIED



ETL Intertek




ENERGY STAR


RC03-CC



RC04-CC



RC06-CC




ORDERING GUIDE

Prefix	Light module	Beam angle	Reflector type	Reflector finish	Trim style
RC	03-CC 3" module/1000lm	20 20° narrow beam	RG Regular ceiling	AZ Alzak	TL Round trimless
	04-CC 4" module/2000lm	35 35° medium beam	SL Sloped ceiling	BK Black	TBK Round black trim
	06-CC 6" module/3000lm	60 60° wide beam		GD Gold	TGD Round gold trim
				WH White	TWH Round white trim

RC	04-CC	-	20	-	RG	BK	-	TBK
-----------	--------------	---	-----------	---	-----------	-----------	---	------------


RC04-CC-20-RGBK-TBK



NEW

MODA

A versatile recessed lighting solution available in three-, four-, and six-inch sizes, featuring customizable finishes, trims, lenses, and reflectors, with options for standard, sloped ceiling, and trimless installations, all with multi-voltage compatibility. Perfect for commercial or residential spaces.



COLOR TEMPERATURE



MULTI-WATTAGE



WET



LOW-GLARE



UNIVERSAL DRIVER



CUSTOMIZE

IC
RATEDT24
JA8
CERTIFIED


Intertek

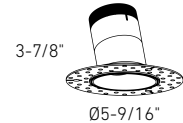
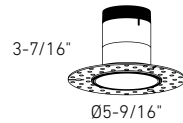
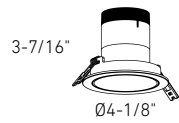


ENERGY STAR


Model	Size	Watts	Delivered lumens	CRI	Color °T	Voltage ⚡
RC03-CC	3"	8/10/12 W	1000 lm	90	2700, 3000, 3500, 4000, 5000 K	120 / 277 / 347V Triac and 0-10V dimming
RC04-CC	4"	16/20/24 W	2200 lm			
RC06-CC	6"	24/30/36 W	3000 lm			

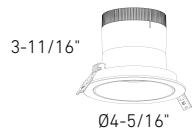
RC03-CC

Ø3-1/2" 



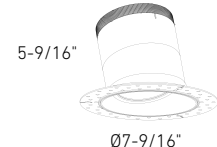
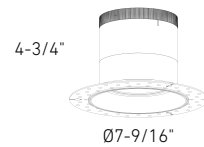
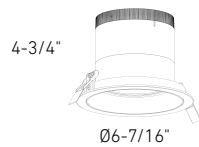
RC04-CC

Ø4-1/4" 



RC06-CC

Ø6" 



Specifications

Every fixture includes a junction box with integrated dimmable driver
Multi-watt output allows you to choose from three wattage settings for customizable brightness directly on the jbox
Can be daisy chained
Aluminum construction
Rotary dial CCT switch
20°, 35°, or 60° beam angles
5-year warranty

Accessories

RFP-35
Rough-in plate for 3" model
RFP-46
Rough-in plate for 4" models
RFP-RC06
Rough-in plate for 6" models
REC-CC-EXT8FT
8-foot extension cable
REC-CC-EXT20FT
20-foot extension cable

Note

Other color temperatures, finishes, and voltage options are available but may require minimum order quantities (MOQs) and longer lead times. Please contact your DALI representative for more information.